

# MEDIA CITY

## HQ5 Studio Plan

### Lighting Director's Layout

- STUDIO FLOOR GRID MADE UP OF 600mm SQUARES
- STUDIO WALL 2 TO WALL 4 7.3m
- STUDIO WALL 1 TO WALL 3 12.5m
- STUDIO SPACE 91.25sq m 982sq ft
- IMPOSED LOAD 8kN per sq m
- HEIGHT TO CEILING IS 5.4m
- HEIGHT TO CYC TRACK IS 3.3m
- HEIGHT TO PANTOGRAPH BARRELS IS 4.7m
- 3X LIGHTING TROLLEY RUNS, EACG WITH:  
9X TROLLEYS (2X PANTOGRAPHS PER TROLLEY)
- SIZE OF LOAD IN DOOR: 2.5m Wide , 2.9m High
- GROUND LEVEL MAINS:  
4x 32A 1ϕ
- CEILING LEVEL MAINS:  
4x 16A 1ϕ
- 96x 3Kw SINEWAVE DIMMERS

N.B. MEASUREMENTS ARE INCLUDED AS A GUIDE.  
PLEASE DOUBLE CHECK ON SITE IF CRITICAL TO  
PRODUCTION.

#### KEY:

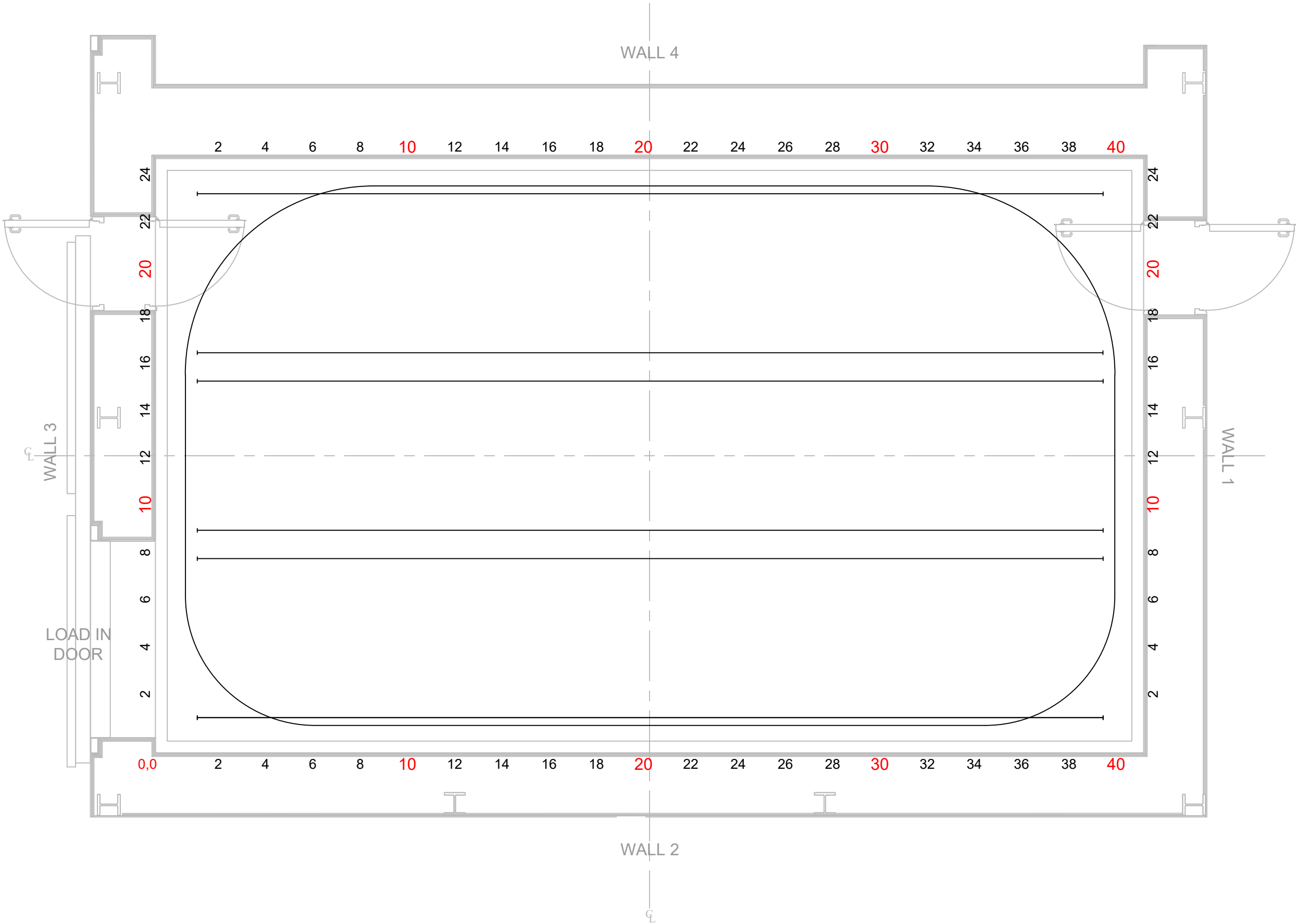
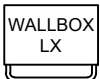

Fire lane

Water Tap

Fire Alarm Beacon

Fire Alarm Sounder

Facility Panel



PRODUCTION:

DIRECTOR:

DESIGNER:

DRAWN BY:

PRODUCTION DATE:

Useful Telephone Numbers

24hr Control Room 0161 855 6400  
dock10 office 0161 886 5111  
MCR 0161 886 5151

Unauthorised copying or  
distribution is prohibited

SCALE:

1:50 @  
ISO\_A2\_(420\_X\_594\_MM)

Version:

Drafted 06/10/2026,